

BRAZIL

Gross disbursements of development cooperation: US\$1 billion in 2010, 4th largest government provider of development cooperation outside the DAC*
 Gross ODA received: US\$1 billion, 40th largest ODA recipient in 2011

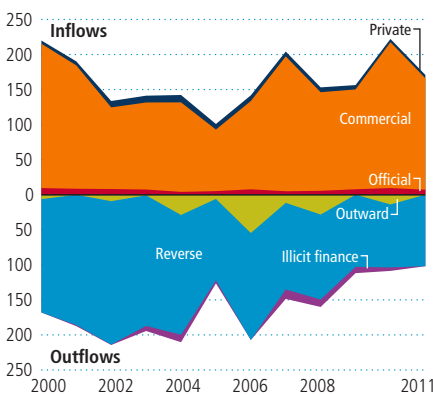
The largest non-aid flows to and from Brazil are loans. Brazil is both a provider of development cooperation and a recipient of aid. It disbursed US\$1 billion in 2010, more than five DAC donors did in 2011.* Comparability is indicative because both the way aid is reported and its composition differ from DAC donors.

- Bilateral flows were the largest component of development cooperation from Brazil (66%) in 2010. Brazil focuses on Latin America, the Caribbean and sub-Saharan Africa.
- Growth in development cooperation from Brazil has been driven primarily by increases in humanitarian assistance and peacekeeping operations.
- Japan, Norway and Germany are the largest donors of ODA to Brazil.
- ODA to Brazil goes mostly to water and sanitation (primarily loans), agriculture and food security (primarily grants), and infrastructure (primarily loans).

Resource flows to and from Brazil

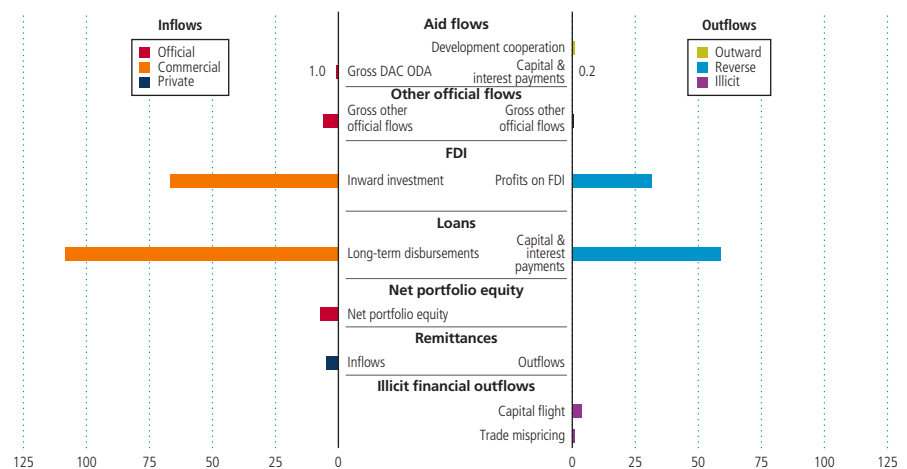
Commercial inflows and reverse outflows are the largest to and from Brazil

US\$ billions, 2000–2011



Long-term loans and FDI account for the largest inflows and outflows

US\$ billions, 2011

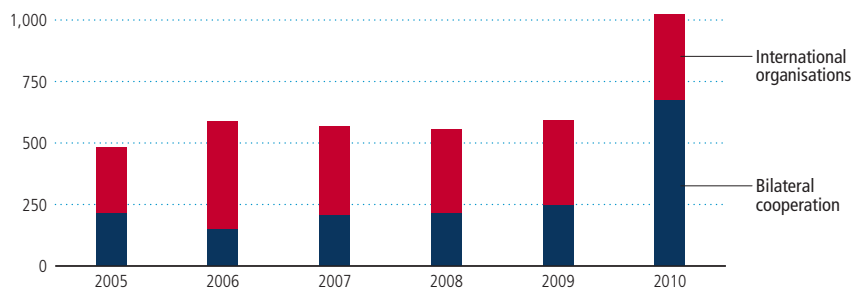


BRAZIL AS A PROVIDER OF DEVELOPMENT COOPERATION

How much wealth does Brazil share?

Development cooperation from Brazil jumped in 2010, driven by a threefold increase in bilateral flows

Gross disbursements, US\$ millions, 2005–2010



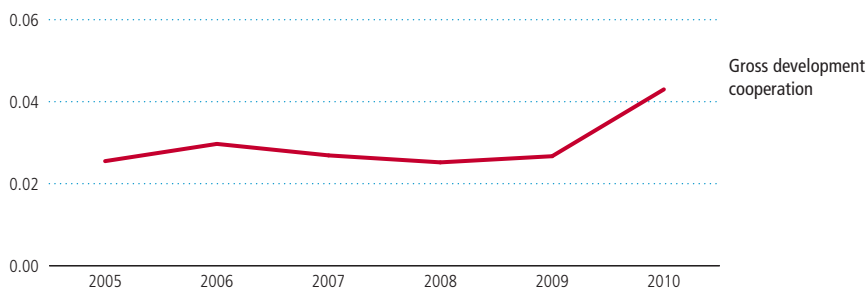
Development cooperation from Brazil more than doubled between 2005 and 2010. Bilateral cooperation has increased, to reach 66% of total development cooperation in 2010, while funding to international organisations fell to 34%, the lowest since 2005.

The most recent national survey reported flows from 91 national agencies, including its principal development cooperation agency, the Brazilian Cooperation Agency under the Ministry of External Relations. The large increase in 2009–2010 may be due partly to better reporting.

The survey includes federal government resources spent on development cooperation, which includes expenditure on technical cooperation that Brazil delivers through its public sector.

Development cooperation has also increased as a share of income

% of GNI, 2005–2010



Development cooperation was 0.04% of GNI

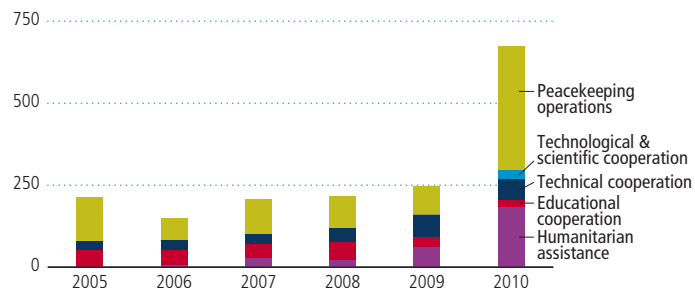


Gross development cooperation per capita per day: US\$0.01

*2011 data for Brazil is unavailable; ranking is based on 2010 values for Brazil and 2011 values for other countries.

Development cooperation from Brazil has increased since 2005 thanks to growth of peacekeeping operations and humanitarian assistance

Gross disbursements, US\$ millions, 2005–2010



What is Brazil's commitment to aid reporting and transparency?

Grants	Available
Zero interest loans	Available
Concessional loans	Not available
Debt relief	Not available
Contributions to international agencies	Available

IATI	Non-signatory
OGP	Steering Committee member
EITI	Unsupportive government

Key

Poor/no action
Good/moving forward
Excellent/committed

BRAZIL AS AN ODA RECIPIENT

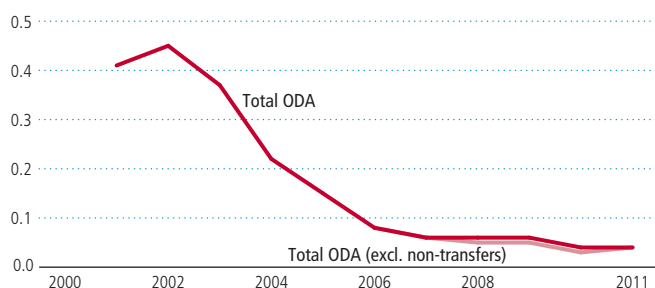
ODA to Brazil increased 70% over 2000–2011, to US\$1 billion. It declined as a share of growing national income. Government expenditure per capita was PPP\$3,977 in 2011. Brazil greatly reduced the number of people living on less than \$1.25 a day, from 20 million (11% of the population) to 12 million (6%) over 1999–2009.

- Japan is the largest donor and disburses most ODA as loans and equity investments.
- Largest sectors are water and sanitation (mainly loans and equity investments) and agriculture and food security (mostly grants).

ODA and poverty

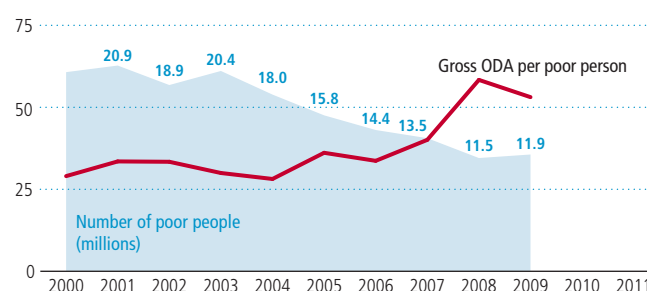
ODA received as a share of income has decreased since 2000

Gross ODA, % of GNI, 2000–2011



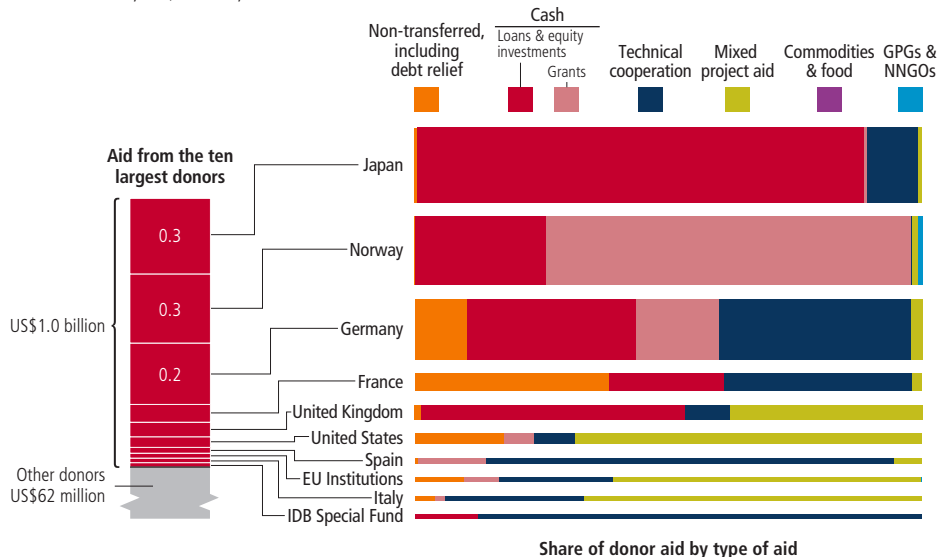
ODA received per person living on less than \$1.25 increased as the number of people living in extreme poverty decreased

US\$, 2000–2011



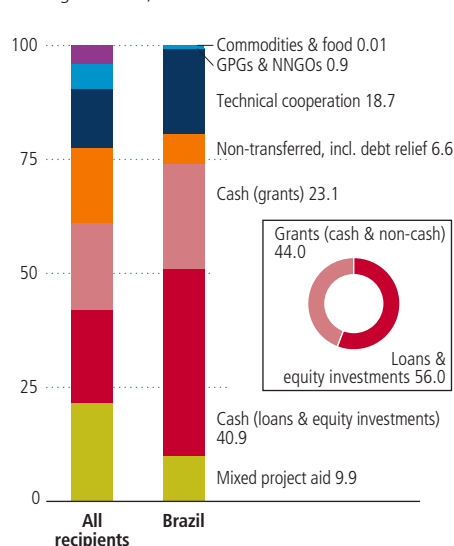
Japan is the largest donor, giving most ODA as loans and equity investments

Gross ODA, US\$ billions, 2011



Most ODA is received as loans and equity investments

% of gross ODA, 2011

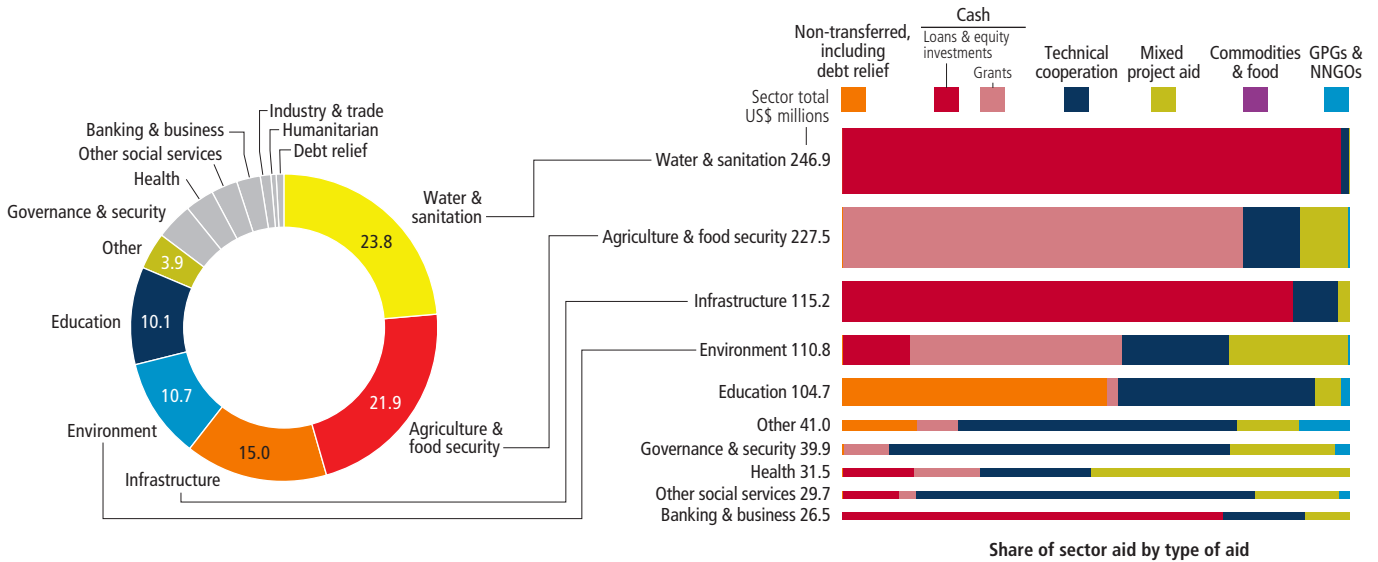


What is aid to Brazil spent on?

Three sectors account for over half of ODA to Brazil: water and sanitation, agriculture and food security, and infrastructure. Loans and equity investment fund most ODA to water and sanitation, infrastructure, and banking and business. Agriculture and food security and environment receive mostly grants. Technical cooperation dominates in ODA to governance and security and other social services. The water and sanitation sector is very concentrated, as it is funded almost entirely by Japan.

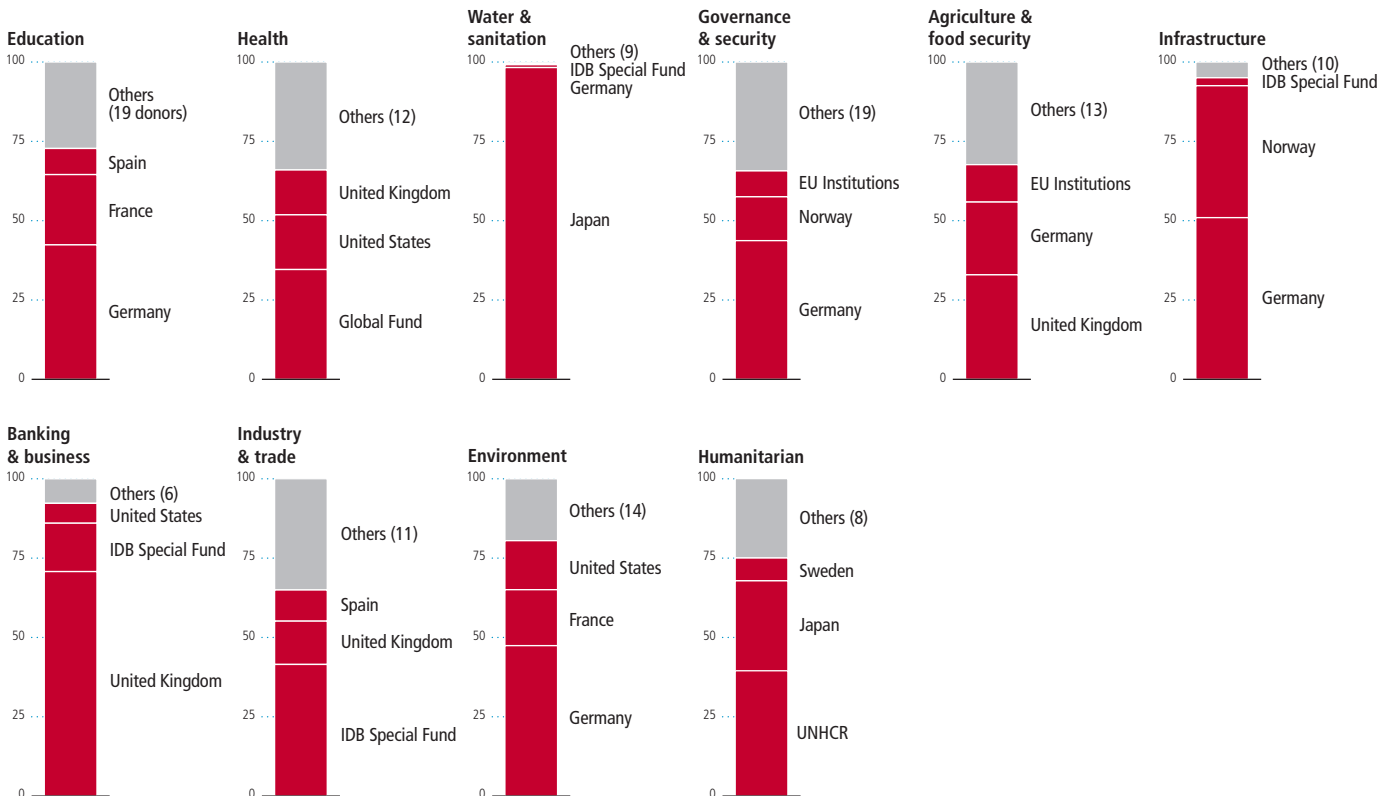
The three largest sectors account for 61% of ODA to Brazil; some of the largest sectors are funded by loans, but agriculture and food security and environment are funded mostly by grants

% of gross ODA, 2011



A handful of donors, primarily Japan and Germany, contribute to water and sanitation, infrastructure and environment; the UK is a large donor to agriculture and food security

% of gross ODA, 2011

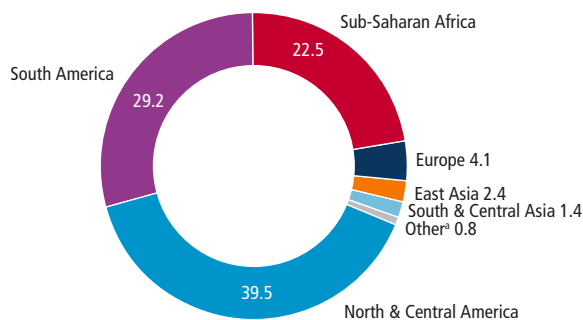


Note: Data is from the Brazilian Cooperation Agency's 2010 and 2013 *Cooperação Brasileira para o Desenvolvimento Internacional* reports (development cooperation provided), the DAC (ODA and other official flows), the World Bank (remittances, GNI and poverty) and the United Nations Conference on Trade and Development (FDI). All data in US\$ is in 2011 prices. Some overlaps of international flows have been taken into account; see *Methodology*. Data on ODA includes assistance from all donors that report to the DAC; aid bundle figures may not align with totals elsewhere as data is drawn from different OECD DAC data sets. 'Other' aid includes multisector ODA, administrative costs, support for refugees in the donor country and unallocated or unspecified ODA. DAC is the Development Assistance Committee of the Organisation for Economic Co-operation and Development. EITI is the Extractive Industries Transparency Initiative. FDI is foreign direct investment. GNI is gross national income. GPGs are global public goods. IDA is the International Development Association. IDB is the Inter-American Development Bank. Mercosul is the Southern Common Market. NNGOs are Northern non-governmental organisations. ODA is official development assistance (aid). OGP is the Open Government Partnership. PPP is purchasing power parity. UNESCO is the United Nations Educational, Scientific and Cultural Organization. UNHCR is the Office of the UN High Commissioner for Refugees.

Where does development cooperation from Brazil go?

Latin America and the Caribbean is the largest recipient of development cooperation from Brazil

% of gross disbursements, 2010



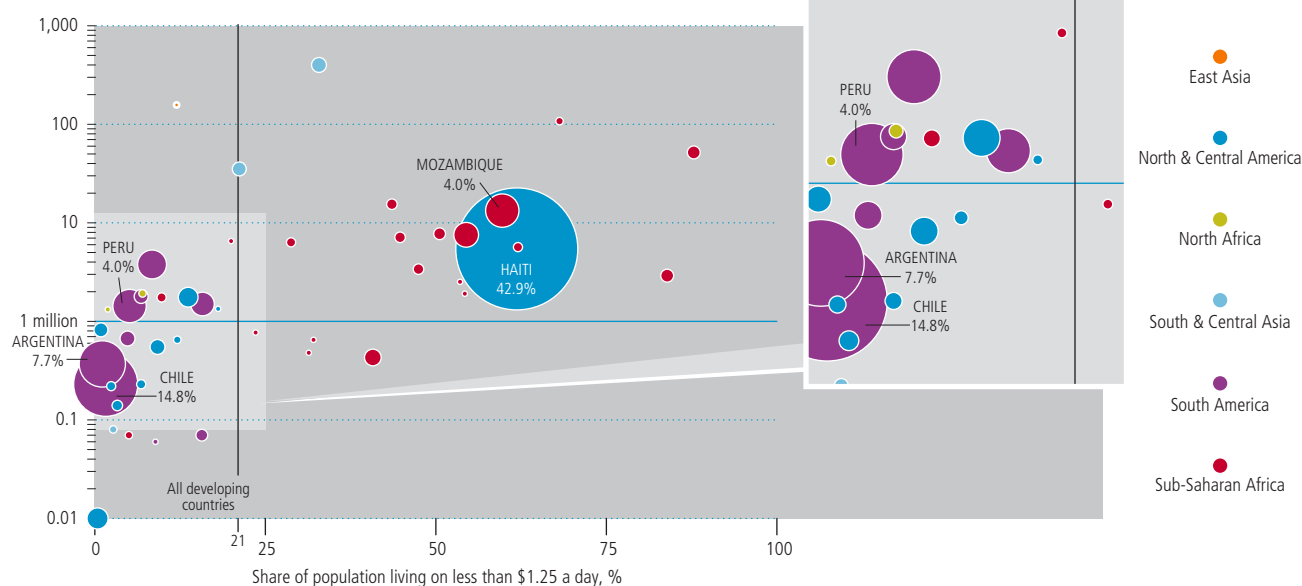
a. North Africa, Middle East and Oceania.

In 2010 Brazil disbursed development cooperation to 124 countries, 93 of them ODA-eligible recipients. Some 69% of development cooperation from Brazil that was directly allocated to countries went to Latin America and the Caribbean and 23% went to sub-Saharan Africa. Most went to developing countries.

Technical cooperation only partially targets poor countries, mostly because of the focus on Latin America: Haiti was the largest recipient, followed by Chile, Argentina and Cape Verde in 2010. Development cooperation to Latin America and the Caribbean quadrupled over 2005–2010, while development cooperation to sub-Saharan Africa doubled; the fastest growing regions were North Africa and the Middle East, which started from a very low base. Historical detail on regional allocation of other forms of cooperation, such as humanitarian assistance, scholarships, refugee costs and earmarked funding to international organisations, is not available.

Development cooperation from Brazil goes mainly to neighbours

Number of people living on less than \$1.25 a day, millions (log scale), 2010



Note: Bubble size indicates the proportion of development cooperation allocated to the country in 2011.

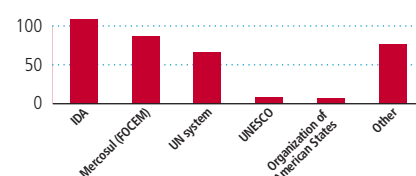
How is development cooperation from Brazil delivered?

In 2010 UN peacekeeping operations were the largest component of development cooperation from Brazil: US\$377 million (37%), with 80% of that (US\$301 million) going to the UN contingent in Haiti. Brazil gave 46% of its humanitarian assistance to Haiti. Peacekeeping, humanitarian and technical assistance flows include both funding delivered directly to countries and support channelled through international organisations.

IDA was the largest recipient of regular core contributions to international organisations (US\$108 million, 31% of international organisations funding), followed by Mercosul's International Structural Convergence and Institutional Strengthening Fund (US\$86 million, 24%).

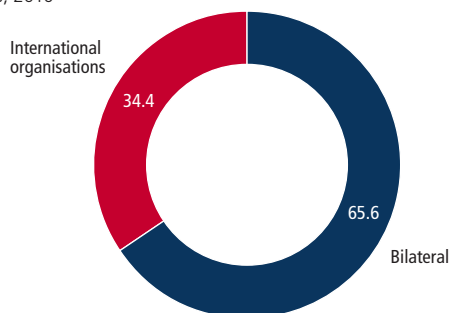
IDA and Mercosul are the largest recipients of international organisations' funding from Brazil

Gross disbursements, US\$ millions, 2010



Most development cooperation from Brazil is channelled bilaterally

% of gross disbursements, 2010



Peacekeeping and humanitarian assistance are the largest bilateral expenditures from Brazil

Gross disbursements, US\$ millions, 2010

